
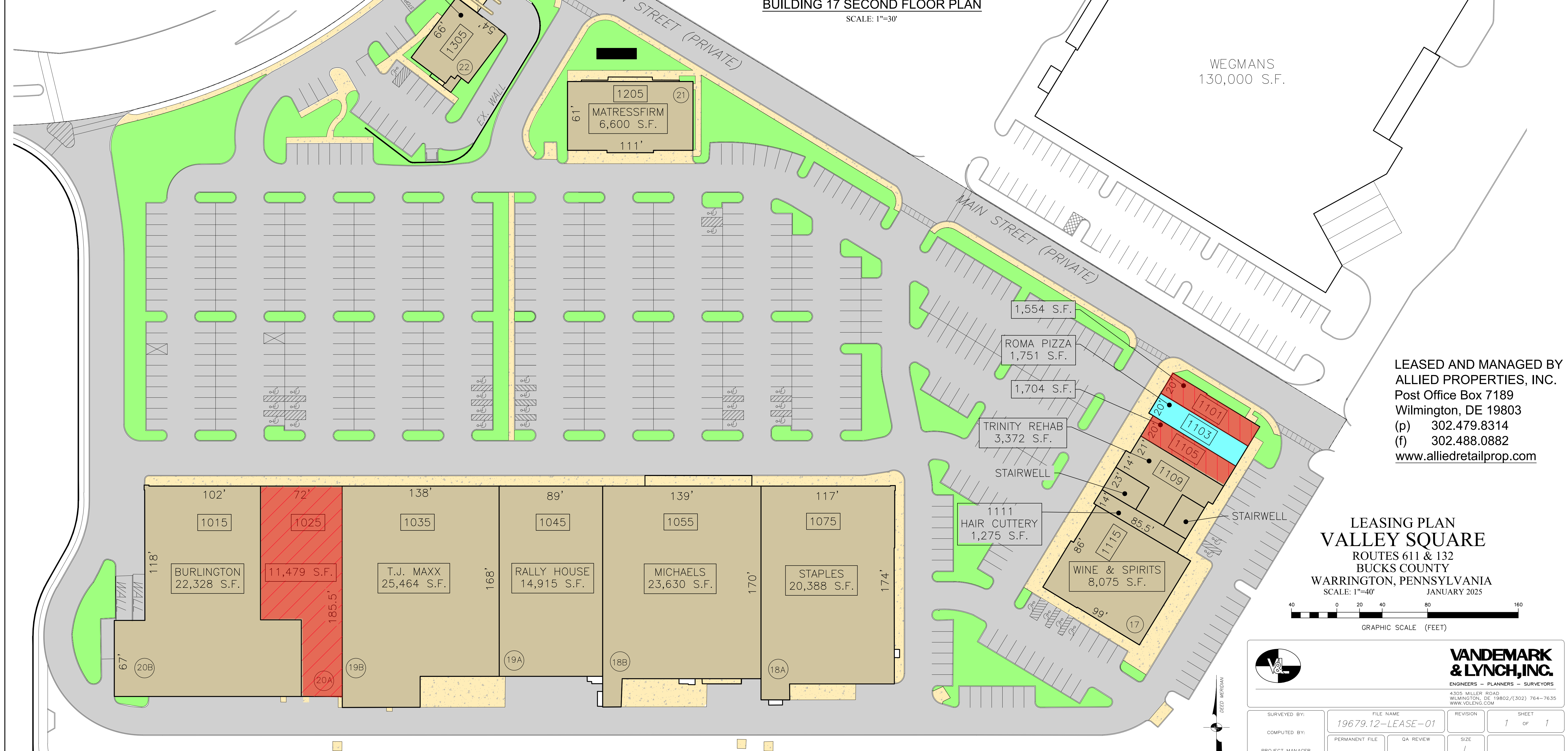


LEGEND:
 MULTI TENANT SIGN

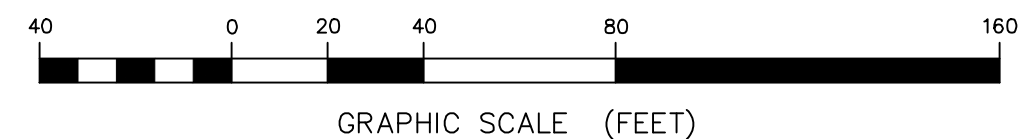
LOCATION PLAN SCALE: 1" = 800'

BUILDING 17 SECOND FLOOR PLAN SCALE: 1" = 30'



LEASED AND MANAGED BY
ALLIED PROPERTIES, INC.
 Post Office Box 7189
 Wilmington, DE 19803
 (p) 302.479.8314
 (f) 302.488.0882
www.alliedretailprop.com

LEASING PLAN
VALLEY SQUARE
 ROUTES 611 & 132
 BUCKS COUNTY
 WARRINGTON, PENNSYLVANIA
 SCALE: 1"=40'
 JANUARY 2025



VANDEMARK & LYNCH, INC.
 ENGINEERS - PLANNERS - SURVEYORS
 4305 MILLER ROAD
 WILMINGTON, DE 19802/(302) 764-7635
 WWW.VDLINC.COM

SURVEYED BY:	FILE NAME: 19679.12-LEASE-01	REVISION:	SHEET: 1 OF 1
COMPUTED BY:	PERMANENT FILE	QA REVIEW	SIZE: L
PROJECT MANAGER: S.ROSENFELD	APPROVED BY:		
DRAWN BY: C.HALEY	SEAL IS NOT VALID UNLESS RED OR EMBOSSED		

This information is for leasing purposes only; square footage may vary.